

HOW TO CHANGE YOUR INSTAGRAM USERNAME OR DISPLAY NAME, ON YOUR MOBILE APP OR A COMPUTER

Instagram identifies you in two ways – using your display name and your @username. You can change either of these names at any time.

To change your Instagram name, go to your profile page on the web, or in a mobile app, and choose to edit your profile.

You can change both your display name and username, either from your Instagram mobile app, or your computer in a web browser.

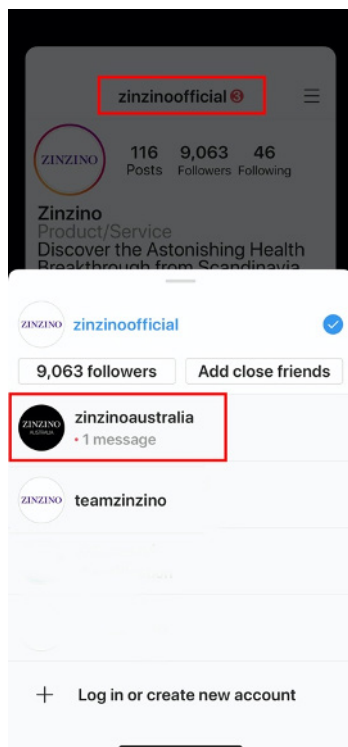
Keep in mind that while you can change your display name to anything – it doesn't need to be unique – your username is different. Your username can't already be in use by someone else, and Instagram will alert you if your desired username isn't available. You won't be able to save your changes until you choose a unique username.

HOW TO CHANGE YOUR DISPLAY NAME AND @USERNAME ON YOUR MOBILE INSTAGRAM APP

1. Open the Instagram app on your phone.
2. Tap your account icon in the bottom right of the screen to go to your profile page. (Highlighted below).

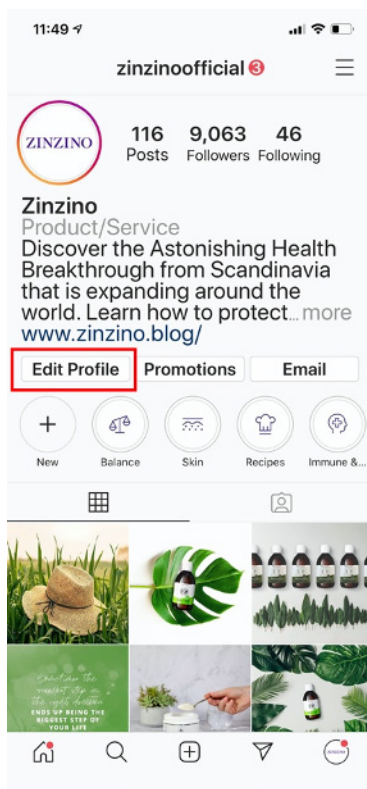


3. If you have more than one account configured in the app, tap the account name at the top of the screen and choose the account you want to change.

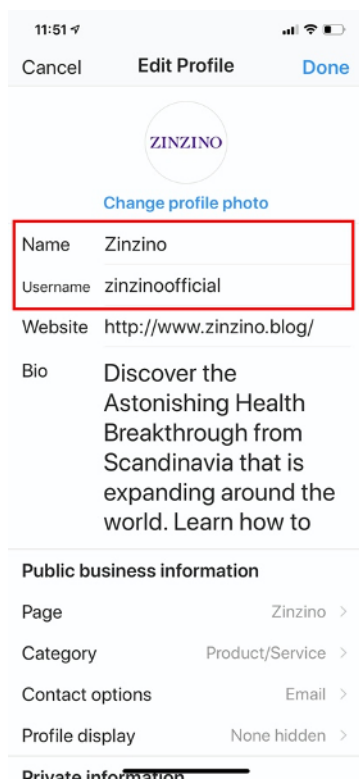


Be sure you select the right account to change.

4. Tap "Edit Profile."



5. On the Edit Profile page, tap the field next to Name or Username and type your changes. When you're ready to save your changes, tap "Done."



11:51

Cancel Edit Profile Done

Change profile photo

Name Zinzino

Username zinzinoofficial

Website <http://www.zinzino.blog/>

Bio Discover the Astonishing Health Breakthrough from Scandinavia that is expanding around the world. Learn how to

Public business information

Page Zinzino >

Category Product/Service >

Contact options Email >

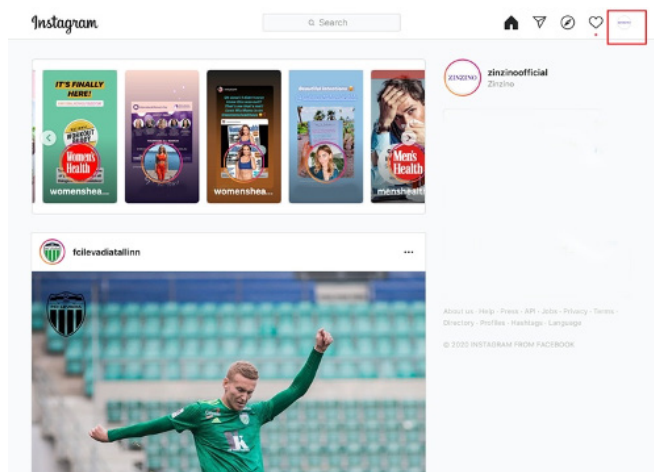
Profile display None hidden >

Private information

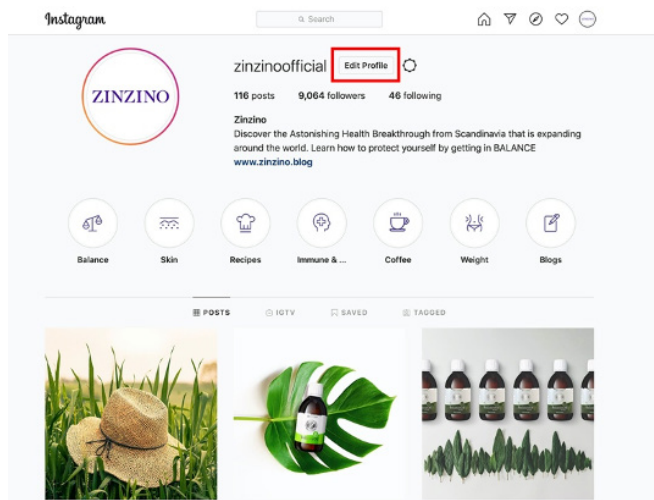
You can edit the Name and Username fields on the Edit Profile page.

HOW TO CHANGE YOUR INSTAGRAM NAME IN A WEB BROWSER

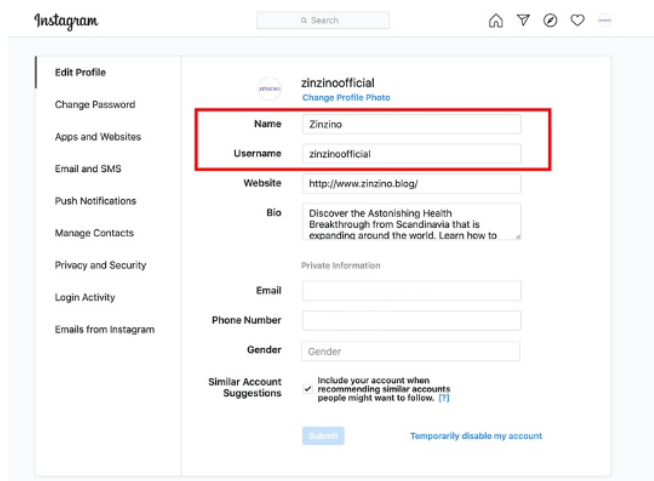
1. In a web browser, navigate to [Instagram.com](https://www.instagram.com).
2. Click the account icon at the top right of the screen.



3. Click "Edit Profile."



4. Click in the Name or Username field and type your changes. When you're ready to save your changes, click "Submit."



You can change your name and username in a web browser as well.