

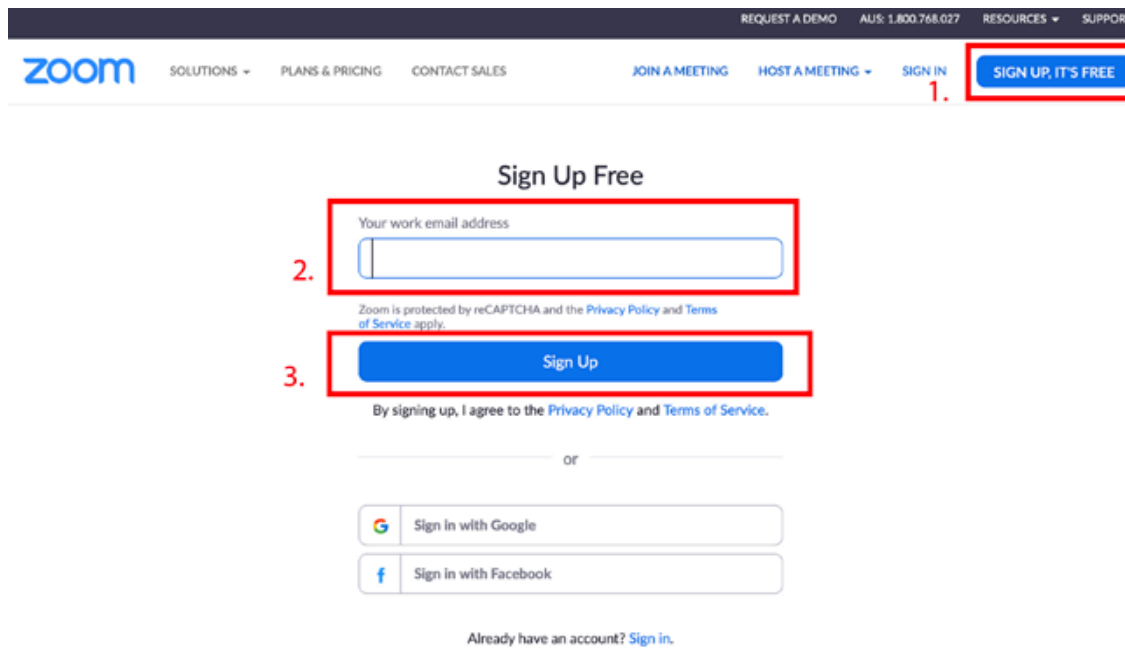
# HOW TO DOWNLOAD AND LOGIN TO ZOOM

The following tutorial will take you through the process of downloading and setting up the Zoom application.

## STEP 1

Go to <https://zoom.us/signup> where you can create a free zoom account.

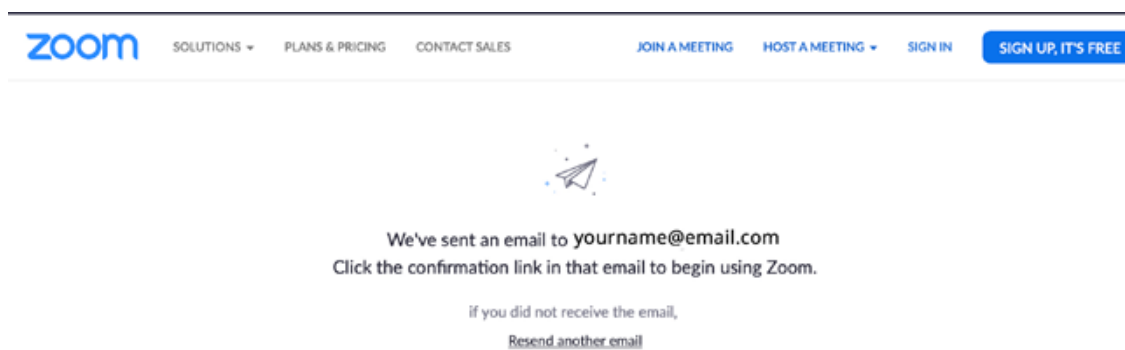
- 1: Click on the button "sign up its free"
- 2: Enter your email address
- 3: click sign up



The screenshot shows the Zoom website's sign-up page. At the top, there is a navigation bar with the Zoom logo and several menu items: SOLUTIONS, PLANS & PRICING, CONTACT SALES, JOIN A MEETING, HOST A MEETING, SIGN IN, and SIGN UP, IT'S FREE. The 'SIGN UP, IT'S FREE' button is highlighted with a red box and labeled '1.'. Below the navigation bar, the main heading is 'Sign Up Free'. There is a text input field for 'Your work email address' which is highlighted with a red box and labeled '2.'. Below the input field, there is a blue 'Sign Up' button highlighted with a red box and labeled '3.'. Below the button, there is a checkbox for 'By signing up, I agree to the Privacy Policy and Terms of Service.'. Below the checkbox, there is a link for 'Sign in'.

## STEP 2

An email confirmation will be sent to your nominated email address. Click the confirmation email to continue to set up the zoom account.



The screenshot shows the Zoom email confirmation page. At the top, there is a navigation bar with the Zoom logo and several menu items: SOLUTIONS, PLANS & PRICING, CONTACT SALES, JOIN A MEETING, HOST A MEETING, SIGN IN, and SIGN UP, IT'S FREE. Below the navigation bar, there is a paper airplane icon. The main heading is 'We've sent an email to **yourname@email.com**'. Below the heading, there is a link for 'Click the confirmation link in that email to begin using Zoom.'. Below the link, there is a link for 'Resend another email'.

### STEP 3

Once you have clicked on the confirmation email you receive, you will be redirected back to Zoom to register your details.

Enter your first name, last name and password, then click continue.

*\*Please note your password will have to have at least 8 characters, at least 1 letter and at least 1 number and include both Upper case and Lower-case characters*

zoom SOLUTIONS PLANS & PRICING CONTACT SALES JOIN A MEETING HOST A MEETING SIGN IN SIGN UP, IT'S FREE

1 Account Info 2 Invite Colleagues 3 Test Meeting

### Welcome to Zoom

Hi, jarvis.emily@gmail.com. Your account has been successfully created. Please list your name and create a password to continue.

First Name

Last Name

Password

Confirm Password

By signing up, I agree to the [Privacy Policy](#) and [Terms of Service](#).

Continue

### STEP 4

You can invite your friends and colleagues to create zoom accounts, by entering their email address details, or you can select skip, to skip this step.

zoom SOLUTIONS PLANS & PRICING CONTACT SALES SCHEDULE A MEETING JOIN A MEETING HOST A MEETING

1 Account Info 2 Invite Colleagues 3 Test Meeting

### Invite Your Colleagues

Invite your colleagues to create their own free Zoom account today! [Why invite?](#)

name@domain.com

name@domain.com

name@domain.com

[Add another email](#)

I'm not a robot

Continue

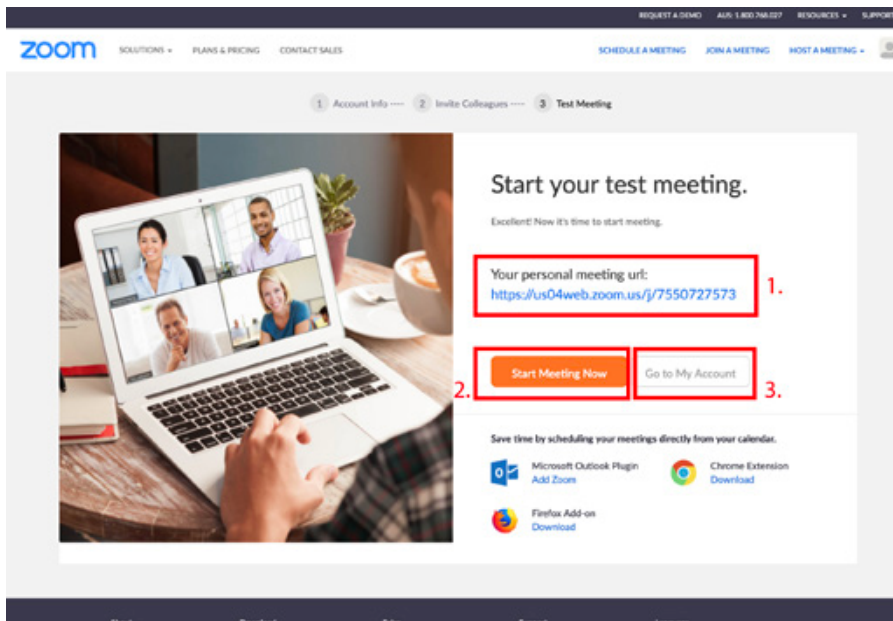
Skip this step

## STEP 5

Once your account is set up, you will be given a Personal Meeting URL that you can share for future meetings.

On this page you can

- 1: Start a meeting now to test the zoom account
- 2: Go to my account



## STEP 6

Now that you have successfully created an account. Please go to ["How to set up a zoom meeting"](#) to set up your first zoom call meeting.